

PIASTRA SPECIFICA - SPECIFIC PLATE
PLATINE SPECIFIQUE - SPEZIFISCHE PLATTE - PARRILLA ESPECÍFICA

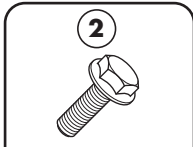
BMW F800GS 2008

ISTRUZIONI DI MONTAGGIO - MOUNTING INSTRUCTIONS
INSTRUCTIONS DE MONTAGE - BAUANLEITUNG - INSTRUCCIONES DE MONTAJE



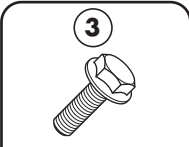
SUPPORTO
SUPPORT
SUPPORT
HALTERUNG
SOPORTE

Q.TY n.1



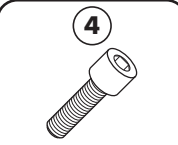
VITE TEF M8x60mm
SCREW M8x60mm
VIS M8x60mm
SCHRAUBE M8x60mm
TORNILLO M8x60mm

Q.TY n.2



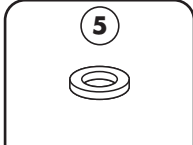
VITE TEF M8x55mm
SCREW M8x55mm
VIS M8x55mm
SCHRAUBE M8x55mm
TORNILLO M8x55mm

Q.TY n.2




VITE TEF M6x35mm
SCREW M6x35mm
VIS M6x35mm
SCHRAUBE M6x35mm
TORNILLO M6x35mm

Q.TY n.4



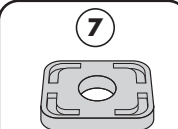
RONDELLA Ø6mm
WASHER Ø6mm
RONDELLE Ø6mm
SCHEIBE Ø6mm
ARANDELA Ø6mm

Q.TY n.4



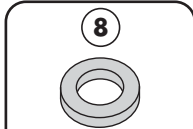
RONDELLA Ø6x20mm
WASHER Ø6x20mm
RONDELLE Ø6x20mm
SCHEIBE Ø6x20mm
ARANDELA Ø6x20mm

Q.TY n.4



GOMMINO
Z1822
RUBBER
CAOUTCHOUC
GUMMI
GOMA

Q.TY n.4



RONDELLA IN GOMMA
Z1823
RUBBER WASHER
RONDELLE EN GOMME
GUMMISCHIBE
ARANDELA DE GOMA

Q.TY n.4




DISTANZIALE Ø11x1mm
foro Ø6,5mm
V687
SPACER
ENTRETÔISE
DISTANZSTUECK
DISTANCIADOR

Q.TY n. 4



DISTANZIALE Ø16x32mm
foro Ø8,5mm
V696
SPACER
ENTRETÔISE
DISTANZSTUECK
DISTANCIADOR

Q.TY n. 2




PIASTRA MONOKEY
Z622M
PLATE
PLATINE
PLATTE
PARRILLA

Q.TY n.1



DADO A.B. M6
FLANGIATO
BOLT M6
ECROU M6
MUTTER M6
TUERCA M6

Q.TY n.4



COPRIFORO
Z621
BOLT CAP
CACHE TROU
STOPLOCK
TAPA AGUJERO

Q.TY n.6

