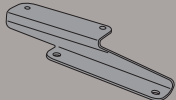












SR6403 – KR6403

PORTAPACCO SPECIFICO – SPECIFIC HOLDER – PORTE-PAQUET SPÉCIFIQUE – SPEZIFISCHER TRÄGER – PORTA-EQUIPAJE ESPECÍFICO

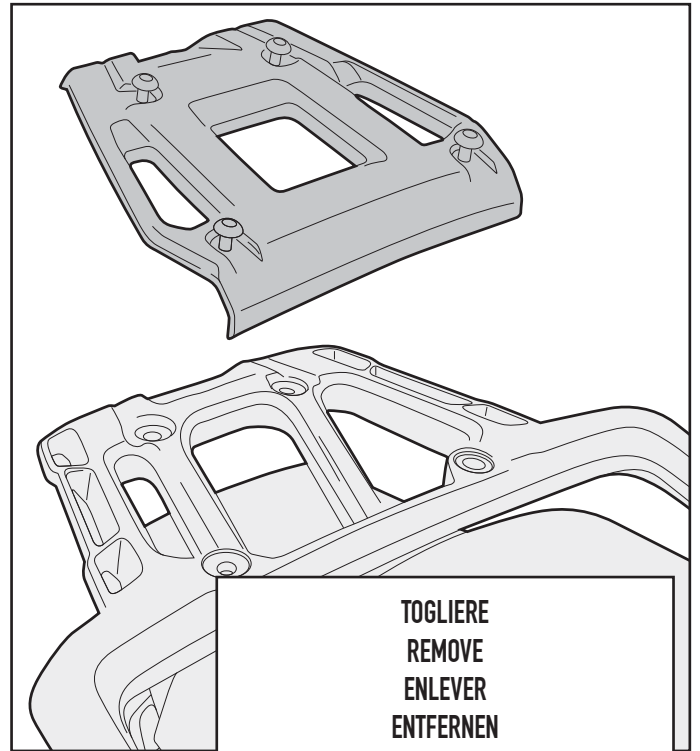
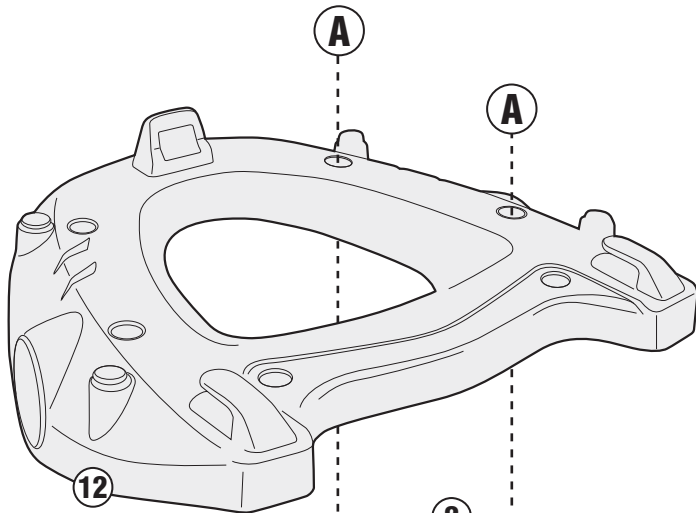
TRIUMPH TIGER EXPLORER 1200 (2012)

N°	Descrizione	Caratteristiche	Codice	Quantità	
1	Supporto - Support Support - Halter - Soporte	-	GL2123	2 (Dx,Sx)	
2	Vite - Screw Vis - Schraube Tornillo	TBEI M8x30		4	
3	Vite - Screw Vis - Schraube Tornillo	TCEI M6x25		4	
4	Distanziale - Spacer Entretoise - Distanzstueck Distanciador	Ø18x10 foro 8.5mm	V061	4	
6	Rondella - Washer Rondelle - Scheibe - Arandela	Ø6		4	
7	Rondella - Washer Rondelle - Scheibe - Arandela	Ø8x14		4	
8	Rondella - Washer Rondelle - Scheibe - Arandela	Ø6x18		4	
9	Dado - Bolt - Ecrou Mutter - Tuerca	Auto Bloccante Flangiato M8		4	
10	Dado - Bolt - Ecrou Mutter - Tuerca	Auto Bloccante M6		4	
11	Copriforo - Bolt Cap Cache Trou - Stopslock Tapa Agujero		Z621	6	
12	Piastra - Plate Platine - Platte Parrilla		M5	1	

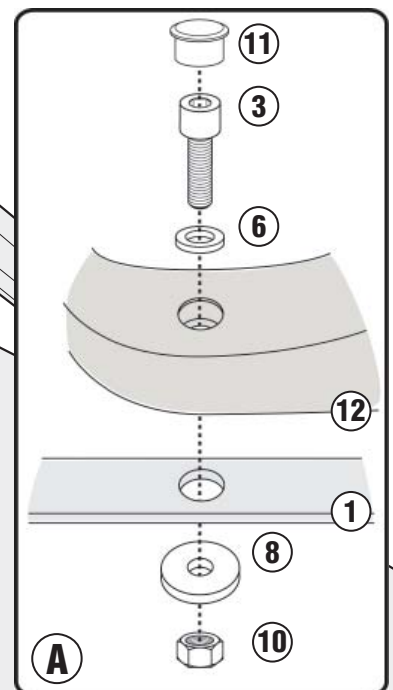
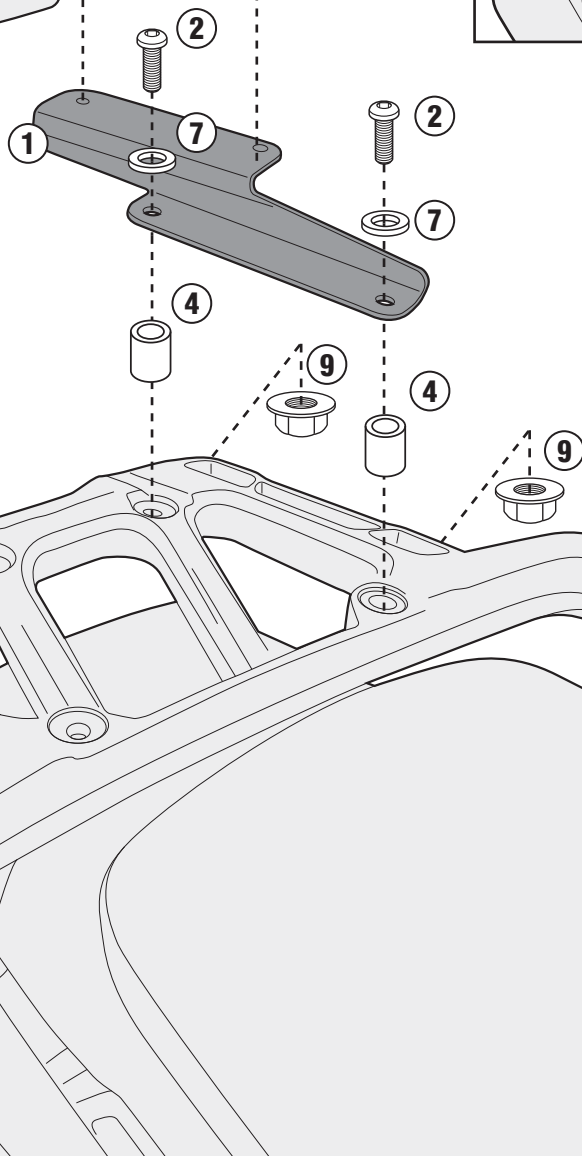
SR6403 - KR6403

PORTAPACCO SPECIFICO - SPECIFIC HOLDER - PORTE-PAQUET SPÉCIFIQUE - SPEZIFISCHER TRÄGER - PORTA-EQUIPAJE ESPECÍFICO

TRIUMPH TIGER EXPLORER 1200 (2012)



TOGLIERE
REMOVE
ENLEVER
ENTFERNEN
QUITAR



ISTRUZIONI DI MONTAGGIO - MOUNTING INSTRUCTIONS
INSTRUCTIONS DE MONTAGE - BAUANLEITUNG - INSTRUCCIONES
DE MONTAJE